



Toilet
Cubicle



Contents

Introduction	1
Our Series	2
Details	4
Standard Solid Color	6

Introduction

As public washrooms are one of the most frequently used parts of a commercial building, clean and convenient washroom cubicles are an important part of a building's image. Quality washroom toilet cubicles can establish a professional image and refurbishment of older washrooms will transform a customer's perception of any enterprise.

Australia Building Components (ABC) carries a range of cubicles to suit any commercial or institutional environment, including dormitory washrooms, office toilets and public use washrooms. All cubicles are delivered together with all necessary fixtures and come pre-fabricated for easy assembly.

Specialty fixtures and designs are available to suit the unique aesthetics of the project site. We work with teams of experienced installers to design and plan for facilities based on ease of access, traffic flow and amount of use. With solutions to satisfy the most demanding of projects, architects and developers have come to enjoy the innovation and performance of our cubicles.

Our Series

THE CUBICLE SYSTEM

The system consists of two major parts; the system panel and ironmongeries.

The system panel's construction is of a solid phenolic core with an integral melamine surface. For the projects, all panels are of the ABC $13 \pm 1\text{mm}$ compact laminated panel. This panel is used as the door, pilaster and divider. ABC Compact Laminate Panels are made to exacting standards, and quality is assured with its adherence to EN438 quality specification.


The fixing ironmongeries are another major part. It is used in fixing all the panels so as to fit the designed construction size and shape. The components include the coat hook, door lock, indicator, hinge and adjustable floor mounted leg. Major hard-wares are produced in nylon and stainless steel for selection .



SYSTEM FLEXIBILITY

The panel:

There are more than 40 standard colors for the designer's selection to suit necessary interior aesthetics. Multiple panel sizes are also available to adapt to the room's dimensions.



The ironmongeries:

Major ironmongeries are made with variable points of fixture, allowing for multiple and customisable configurations.

The Construction:

The system construction shown on the typical installation configuration. All common alternative configurations are also available. Special or custom configurations also available by request



Details

STANDARD DIMENSIONS TO THE SYSTEM PANELS :

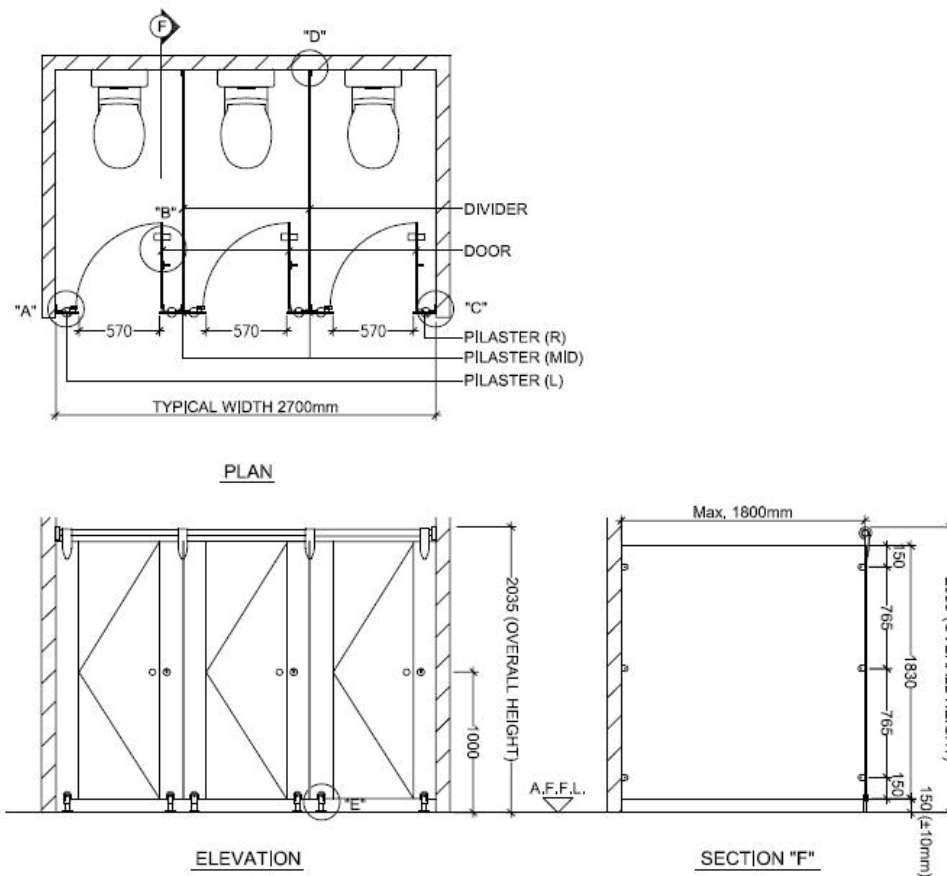
Door Opening : 570mm(W).

Overall Height : Up to 1980mm (Constructed with 1830(H)
x1830(W)x13±1mm(T)

Panel with 150mm(H) adjustable leg)

Up to 2550mm (Constructed with 2400(H)x1830(W)x13±1mm(T)

Panel with 150mm(H) adjustable leg)



THE IRONMONGERIES

Australia Business Component hardware are typically nylon or stainless steel, designed to suit heavy-duty requirements for daily usage. The images below show ironmongeries that not only provide good mechanical strength but also display its high-tech artistic appearance.

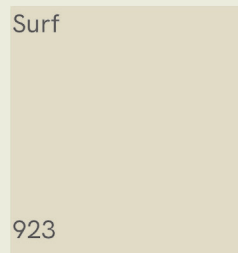

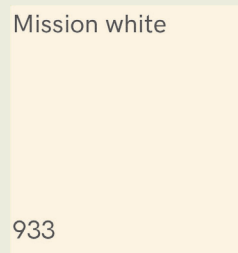
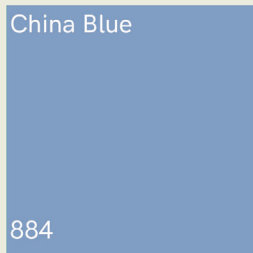
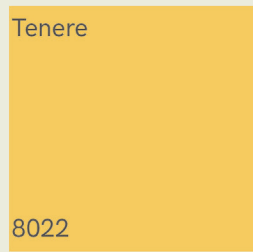
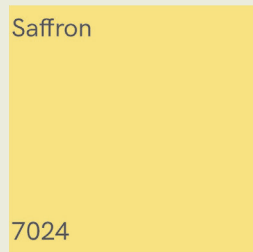

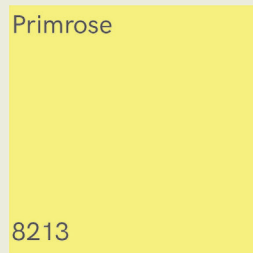
S T A I N L E S S S T E E L



N Y L O N



Standard Solid Color





Neutral White

918

Birch

921

Folkstone

927

Aquamarina

433

Antique White

932

Oyster Gray

929

Graystone

464

Dusty Jade

879

Ivory

460

Beige

958

Silver

905

Champagne

925

Dark Chocolate

2200

Fog

961

Black

909

Graphite

837

Strom

912



SEE MORE

Contract Detail

Whatsapp: +61 401 381 877 (Leo)

E: info@aubuild.com.au/ Leo@aubuild.com.au

W: www.aubuild.com.au

A: 3 Walnut Court Calamvale, QLD 4116, Australia.

